

Date: 30/01/17
 Event: P11
 Weather: Overcast - 26.2C
 Track: Dry - Temp: 25.5

 Started at: 15:38:37
 Laps: 35 Min
 Starters: 28
 Printed at: 16:16

CLASSIFICATION

Pos	No	Name	Class	Machine	Fastest Lap	On Lap	Behind Prev	Behind Leader	Top Speed
1	178	Michael BLAIR (NSW)		Yamaha YZF-R1	1:33.197	13 of 13			299
2	14	Glenn ALLERTON (NSW)		Yamaha YZF-R1	1:33.409	16 of 16	.212	.212	292
3	25	Daniel FALZON (SA)		Yamaha YZF-R1	1:33.630	3 of 11	.221	.433	291
4	47	Wayne MAXWELL (VIC)		Yamaha YZF-R1	1:33.662	12 of 16	.032	.465	294
5	1	Troy HERFOSS (NSW)		Honda CBR RR	1:33.877	12 of 13	.215	.680	292
6	24	Robbie BUGDEN (QLD)		Kawasaki ZX10R	1:33.942	15 of 16	.065	.745	301
7	67	Bryan STARING (WA)		Honda CBR RR	1:34.065	8 of 17	.123	.868	293
8	86	Beau BEATON (NSW)		Ducati Panigale	1:34.710	10 of 14	.645	1.513	297
9	12	Matthew WALTERS (NSW)		Kawasaki ZX10R	1:34.879	10 of 15	.169	1.682	293
10	65	Cru HALLIDAY (NSW)		Yamaha YZF-R1	1:34.954	10 of 14	.075	1.757	299
11	54	Sam LAMBERT (NT)		BMW	1:35.308	16 of 17	.354	2.111	292
12	50	Callum SPRIGGS (QLD)		Ducati 1199	1:35.344	10 of 16	.036	2.147	294
13	56	Troy GUENTHER (QLD)		BMW S RR	1:35.366	6 of 15	.022	2.169	297
14	83	Kyle BUCKLEY (NSW)		Kawasaki ZX10R	1:36.164	12 of 16	.798	2.967	302
15	31	John HUNT (SA)		Yamaha YZF-R1	1:36.167	14 of 19	.003	2.970	283
16	68	Mitch LEVY (NSW)		Yamaha YZF-R1	1:36.222	5 of 18	.055	3.025	294
17	41	Simon GALLOWAY (NSW)		Yamaha YZF-R1	1:37.646	5 of 12	1.424	4.449	281
18	93	David BARKER (VIC)		Kawasaki ZX10R	1:37.805	13 of 14	.159	4.608	273
19	34	William DAVIDSON (NSW)		Yamaha YZF-R1	1:37.830	3 of 12	.025	4.633	292
20	78	Nathan SPITERI (VIC)		Kawasaki ZX10R	1:38.774	5 of 5	.944	5.577	271
21	77	Adam SENIOR (WA)		Yamaha YZF-R1	1:39.087	6 of 7	.313	5.890	278
22	11	Philip CZAJ (VIC)		Aprilia RSV4-F	1:39.559	16 of 17	.472	6.362	274
23	48	Paul DUTTON (NSW)		Yamaha YZF-R1	1:40.752	16 of 19	1.193	7.555	282
24	88	Brendan SCHMIDT (VIC)		Kawasaki ZX10R	1:42.372	3 of 6	1.620	9.175	257
25	82	Jake DREW (VIC)		Yamaha YZF-R1	1:42.569	12 of 14	.197	9.372	275
26	69	Heath GRIFFIN (NSW)		Ducati 1299	1:45.741	14 of 15	3.172	12.544	267
27	131	John QUINN (WA)		Suzuki GSX-R	1:48.476	14 of 14	2.735	15.279	267
28	74	Scott McGREGOR (VIC)		Yamaha YZF-R1	1:50.776	2 of 2	2.300	17.579	252

Current best lap for SBK class - 1:32.274 by Wayne MAXWELL (VIC) on a Suzuki GSX-R set on 05/10/13



Chief Time Keeper - Scott Laing

Clerk of Course - Simon Maas


 Computime Race Timing Systems Pty Ltd © 1996
 Licensed to Computime Race Timing Systems

www.computime.com.au
COMPUTIME RACE TIMING SYSTEMS PTY LTD

9 Timber Lane, Glen Waverley, Vic 3150. Ph : 0418 17 13 17

E-mail : scott@computime.com.au



Date: 30/01/17
 Event: P11
 Weather: Overcast - 26.2C
 Track: Dry - Temp: 25.5

 Started at: 15:38:37
 Laps: 35 Min
 Starters: 28
 Printed at: 16:16

No	Name	Lap 1	Lap 2	Lap 3	Lap 4	Lap 5	Lap 6	Lap 7	Lap 8	Lap 9	Lap 10
1	Troy HERFOSS (NSW)	1:45.521	1:35.236	1:35.330	1:42.716	5:26.534	2:00.794	1:34.998	1:34.906	1:57.370	6:20.695
		10	1:47.170	<u>1:33.877</u>	1:58.669						
11	Philip CZAJ (VIC)	1:49.018	1:41.324	1:41.199	1:41.139	1:41.074	1:40.840	3:00.681	1:45.345	1:40.331	1:40.403
		10	1:40.591	1:40.465	3:43.273	1:49.500	1:40.028	<u>1:39.559</u>	1:40.559		
12	Matthew WALTERS (NSW)	1:59.592	1:36.536	1:35.637	1:35.687	3:20.567	1:44.353	1:38.627	1:35.085	1:35.117	<u>1:34.879</u>
		10	6:05.427	1:45.225	1:35.149	1:34.886	1:35.026				
14	Glenn ALLERTON (NSW)	1:43.050	1:34.374	1:33.526	1:34.570	1:33.799	1:33.755	4:32.404	1:48.085	1:33.674	1:33.746
		10	1:33.495	1:33.491	1:53.966	5:33.478	1:39.806	<u>1:33.409</u>			
24	Robbie BUGDEN (QLD)	1:46.095	1:34.812	1:37.747	1:34.886	1:34.400	1:34.324	3:40.476	1:50.844	1:35.049	1:34.880
		10	1:34.308	1:34.787	7:58.675	1:59.429	<u>1:33.942</u>	1:34.200			
25	Daniel FALZON (SA)	1:50.443	1:35.040	<u>1:33.630</u>	1:41.763	1:35.003	1:34.876	1:33.909	1:33.992	1:36.731	1:40.290
		10	1:38.455								
31	John HUNT (SA)	1:42.705	1:37.819	1:37.171	1:42.163	1:37.147	1:36.716	1:47.587	1:36.583	1:38.807	1:38.779
		10	1:36.634	1:45.440	1:36.426	<u>1:36.167</u>	1:36.447	1:37.091	3:42.003	1:45.581	1:36.541
34	William DAVIDSON (NSW)	1:43.590	1:38.248	<u>1:37.830</u>	1:38.233	1:38.254	1:39.227	1:40.107	1:39.759	1:39.399	1:38.654
		10	1:39.287	1:40.457							
41	Simon GALLOWAY (NSW)	1:46.721	1:39.281	1:38.458	1:38.102	<u>1:37.646</u>	1:38.119	1:38.658	1:38.028	1:38.109	1:38.175
		10	13:08.127	1:46.478							
47	Wayne MAXWELL (VIC)	1:42.078	1:35.350	1:34.316	1:34.965	1:34.431	1:33.920	5:00.672	1:41.593	1:33.694	1:34.537
		10	1:33.894	<u>1:33.662</u>	3:56.752	1:40.809	1:34.178	1:33.828			
48	Paul DUTTON (NSW)	1:46.837	1:42.004	1:42.243	1:41.567	1:41.161	1:41.249	3:32.739	1:51.621	1:42.166	1:41.947
		10	1:42.243	1:41.392	1:41.477	1:41.089	1:41.843	<u>1:40.752</u>	1:40.976	1:41.360	1:41.204
50	Callum SPRIGGS (QLD)	3:22.185	1:44.202	1:38.037	1:37.053	5:52.555	2:00.391	1:36.711	1:40.774	1:35.615	<u>1:35.344</u>
		10	1:35.543	1:36.158	1:35.771	1:35.752	1:36.208	4:09.837			
54	Sam LAMBERT (NT)	1:42.580	1:36.015	1:38.681	1:36.126	1:36.301	3:05.856	1:36.786	1:36.003	1:38.492	1:36.104
		10	1:36.176	7:04.574	1:41.320	1:36.030	1:35.425	<u>1:35.308</u>	1:36.163		
56	Troy GUENTHER (QLD)	1:46.791	1:36.435	1:36.246	1:36.768	1:37.284	<u>1:35.366</u>	1:36.265	10:48.281	1:46.965	1:36.020
		10	1:36.136	1:35.482	1:35.757	1:35.944	1:35.754				
65	Cru HALLIDAY (NSW)	1:44.129	1:35.674	1:35.534	1:35.559	1:36.877	1:35.964	1:35.055	1:39.786	1:35.627	<u>1:34.954</u>
		10	3:31.669	1:55.931	1:35.194	1:35.181					
67	Bryan STARING (WA)	1:49.758	1:35.687	1:35.244	1:34.677	5:33.231	1:46.727	1:34.495	<u>1:34.065</u>	1:34.400	1:34.873
		10	1:34.465	1:34.572	1:34.578	3:21.010	1:44.316	1:34.718	1:34.387		
68	Mitch LEVY (NSW)	1:44.111	1:36.778	1:37.349	1:38.195	<u>1:36.222</u>	1:36.231	1:36.875	1:36.616	1:37.210	1:37.641
		10	1:36.657	1:36.355	1:37.275	4:49.745	1:45.432	1:36.835	1:36.910	1:38.076	
69	Heath GRIFFIN (NSW)	1:57.592	1:49.205	1:48.575	1:48.126	1:48.436	1:47.951	4:05.877	2:01.336	1:47.206	1:46.374
		10	1:46.234	1:46.226	1:46.074	<u>1:45.741</u>	3:24.606				



Chief Time Keeper - Scott Laing

Clerk of Course - Simon Maas



Computime Race Timing Systems Pty Ltd © 1996

Licensed to Computime Race Timing Systems

www.computime.com.au
COMPUTIME RACE TIMING SYSTEMS PTY LTD

9 Timber Lane, Glen Waverley, Vic 3150. Ph : 0418 17 13 17

E-mail : scott@computime.com.au





AUSTRALIAN SUPERBIKE CHAMPIONSHIP

Phillip Island GP Circuit - Vic

OFFICIAL TEST

January 30

SUPERBIKE

Practice 4

LAP TIMES

PRESENTED BY



Date: 30/01/17
Event: P11
Weather: Overcast - 26.2C
Track: Dry - Temp: 25.5

Started at: 15:38:37
Laps: 35 Min
Starters: 28
Printed at: 16:16

No	Name	Lap 1	Lap 2	Lap 3	Lap 4	Lap 5	Lap 6	Lap 7	Lap 8	Lap 9	Lap 10
74	Scott McGREGOR (VIC)	2:01.483	<u>1:50.776</u>								
77	Adam SENIOR (WA)	1:50.318	1:39.987	1:39.685	4:25.796	1:52.074	<u>1:39.087</u>	1:40.198			
78	Nathan SPITERI (VIC)	1:46.856	1:40.902	1:40.360	1:40.107	<u>1:38.774</u>					
82	Jake DREW (VIC)	1:57.624	1:46.653	1:44.627	1:44.499	1:44.112	1:44.172	1:44.048	1:43.806	1:43.789	1:43.645
		10	1:44.300	<u>1:42.569</u>	1:43.721	1:43.167					
83	Kyle BUCKLEY (NSW)	1:57.803	1:38.377	1:37.721	1:38.658	1:38.003	1:37.106	1:36.989	1:36.950	2:53.187	1:48.797
		10	1:36.287	<u>1:36.164</u>	1:38.553	1:36.847	6:27.663	1:38.965			
86	Beau BEATON (NSW)	1:45.168	1:35.605	1:35.278	1:35.919	1:36.651	1:36.926	1:35.985	9:30.954	1:48.640	<u>1:34.710</u>
		10	1:35.021	1:39.096	1:46.365	1:36.053					
88	Brendan SCHMIDT (VIC)	1:49.565	1:43.744	<u>1:42.372</u>	1:42.398	11:50.690	1:55.437				
93	David BARKER (VIC)	1:46.912	1:39.871	1:39.963	1:39.759	1:39.491	6:58.211	1:49.001	1:38.994	1:38.926	1:37.892
		10	1:38.266	1:38.868	<u>1:37.805</u>	3:05.229					
131	John QUINN (WA)	2:14.834	1:54.011	1:52.102	1:50.054	1:49.888	1:49.608	1:49.524	1:49.405	1:51.364	7:52.749
		10	2:02.597	1:50.350	1:48.886	<u>1:48.476</u>					
178	Michael BLAIR (NSW)	1:41.219	1:35.207	1:34.015	1:45.839	2:34.691	1:40.610	1:34.722	1:34.140	12:14.988	2:28.573
		10	1:38.161	1:33.463	<u>1:33.197</u>						

Scott Laing

Chief Time Keeper - Scott Laing

Clerk of Course - Simon Maas



Computime Race Timing Systems Pty Ltd © 1996
Licensed to Computime Race Timing Systems
www.computime.com.au

COMPUTIME RACE TIMING SYSTEMS PTY LTD
9 Timber Lane, Glen Waverley, Vic 3150. Ph : 0418 17 13 17
E-mail : scott@computime.com.au



Date: 30/01/17
 Event: P11
 Weather: Overcast - 26.2C
 Track: Dry - Temp: 25.5

 Started at: 15:38:37
 Laps: 35 Min
 Starters: 28
 Printed at: 16:16

SPLIT TIMES

Lap	Split 1	Split 2	Split 3	Split 4	Lap Time	Spd	Lap	Split 1	Split 2	Split 3	Split 4	Lap Time	Spd
1 Troy HERFOSS (NSW) (5th)							3	22.839	28.076	18.317	26.405	1:35.637	293
1	28.806	30.390	18.954	27.371	1:45.521 P		4	22.829	28.304	18.089	26.465	1:35.687	291
2	22.955	27.762	18.093	26.426	1:35.236	290	5	23.666	35.194	18.705	2:03.002	3:20.567	285
3	22.940	27.651	18.079	26.660	1:35.330	292	6	30.546	29.072	18.251	26.484	1:44.353 P	
4	22.798	27.929	19.043	32.946	1:42.716	287	7	22.710	31.005	18.491	26.421	1:38.627	292
5	24.126	33.136	19.006	4:10.266	5:26.534	290	8	22.721	27.687	18.241	26.436	1:35.085	292
6	35.730	39.825	18.543	26.696	2:00.794 P		9	22.705	27.822	18.128	26.462	1:35.117	291
7	22.921	27.533	18.078	26.466	1:34.998	288	10	22.613	27.674	18.168	26.424	1:34.879	291
8	22.695	27.555	18.047	26.609	1:34.906	289	11	26.751	40.837	22.105	4:35.734	6:05.427	290
9	26.620	36.477	24.807	29.466	1:57.370	288	12	31.443	28.800	18.227	26.755	1:45.225 P	
10	22.689	27.491	18.932	5:11.583	6:20.695	290	13	22.637	28.011	18.125	26.376	1:35.149	291
11	28.816	33.095	18.492	26.767	1:47.170 P		14	22.583	27.752	18.146	26.405	1:34.886	291
12	22.653	27.143	17.923	26.158	1:33.877	289	15	22.547	27.813	18.183	26.483	1:35.026	291
13	24.442	40.913	23.650	29.664	1:58.669	290							
11 Philip CZAJ (VIC) (22th)							14 Glenn ALLERTON (NSW) (2nd)						
1	30.466	30.636	19.738	28.178	1:49.018 P		1	28.328	29.019	18.944	26.759	1:43.050 P	
2	24.407	29.677	19.201	28.039	1:41.324	271	2	22.621	27.514	18.069	26.170	1:34.374	286
3	24.368	29.649	19.232	27.950	1:41.199	273	3	22.321	27.250	17.920	26.035	1:33.526	289
4	24.086	29.727	19.327	27.999	1:41.139	273	4	22.427	27.985	18.038	26.120	1:34.570	292
5	24.340	29.351	19.293	28.090	1:41.074	272	5	22.439	27.277	17.896	26.187	1:33.799	290
6	24.276	29.548	19.241	27.775	1:40.840	270	6	22.326	27.244	18.079	26.106	1:33.755	290
7	24.278	29.603	19.478	1:47.322	3:00.681	273	7	22.435	27.269	18.065	3:24.635	4:32.404	289
8	28.786	29.542	19.285	27.732	1:45.345 P		8	28.648	33.211	19.593	26.633	1:48.085 P	
9	24.006	29.165	19.091	28.069	1:40.331	274	9	22.399	27.062	17.912	26.301	1:33.674	288
10	24.083	29.330	19.168	27.822	1:40.403	272	10	22.466	27.234	17.972	26.074	1:33.746	289
11	24.190	29.197	19.366	27.838	1:40.591	270	11	22.293	27.193	17.837	26.172	1:33.495	289
12	24.375	29.175	19.224	27.691	1:40.465	271	12	22.279	27.171	17.966	26.075	1:33.491	288
13	24.833	36.145	20.499	2:21.796	3:43.273	269	13	28.499	37.927	20.858	26.682	1:53.966	269
14	31.648	30.617	19.468	27.767	1:49.500 P		14	22.305	31.552	19.257	4:20.364	5:33.478	290
15	24.118	28.937	19.149	27.824	1:40.028	271	15	25.534	27.875	19.040	27.357	1:39.806 P	
16	23.956	28.901	19.098	27.604	1:39.559	271	16	22.228	27.129	18.007	26.045	1:33.409	288
17	23.841	28.836	19.164	28.718	1:40.559	271	24 Robbie BUGDEN (QLD) (6th)						
12 Matthew WALTERS (NSW) (9th)							1	30.341	30.408	18.837	26.509	1:46.095 P	
1	29.864	41.723	20.782	27.223	1:59.592 P		2	22.628	27.859	18.281	26.044	1:34.812	297
2	23.242	28.387	18.377	26.530	1:36.536	293	3	22.540	28.645	19.649	26.913	1:37.747	300
							4	22.754	27.757	18.173	26.202	1:34.886	294



Chief Time Keeper - Scott Laing

Clerk of Course - Simon Maas


 Computime Race Timing Systems Pty Ltd © 1996
 Licensed to Computime Race Timing Systems
www.computime.com.au
COMPUTIME RACE TIMING SYSTEMS PTY LTD
 9 Timber Lane, Glen Waverley, Vic 3150. Ph : 0418 17 13 17
 E-mail : scott@computime.com.au


Date: 30/01/17
 Event: P11
 Weather: Overcast - 26.2C
 Track: Dry - Temp: 25.5

 Started at: 15:38:37
 Laps: 35 Min
 Starters: 28
 Printed at: 16:16


SPLIT TIMES

Lap	Split 1	Split 2	Split 3	Split 4	Lap Time	Spd	Lap	Split 1	Split 2	Split 3	Split 4	Lap Time	Spd
5	22.617	27.450	18.050	26.283	1:34.400	294	11	23.006	28.002	18.844	26.782	1:36.634	282
6	22.582	27.554	18.088	26.100	1:34.324	296	12	23.662	34.681	19.460	27.637	1:45.440	283
7	23.757	38.805	21.305	2:16.609	3:40.476	295	13	23.045	28.069	18.494	26.818	1:36.426	277
8	29.107	29.540	25.411	26.786	1:50.844 P		14	22.989	27.920	18.423	26.835	1:36.167	278
9	22.675	27.822	18.353	26.199	1:35.049	298	15	23.026	27.986	18.491	26.944	1:36.447	278
10	22.281	27.824	18.407	26.368	1:34.880	301	16	23.020	28.162	18.609	27.300	1:37.091	275
11	22.471	27.582	18.060	26.195	1:34.308	299	17	23.226	28.588	23.757	2:26.432	3:42.003	280
12	22.513	27.693	18.076	26.505	1:34.787	297	18	29.262	29.774	18.992	27.553	1:45.581 P	
13	24.043	29.431	21.030	6:44.171	7:58.675	291	19	23.149	28.045	18.356	26.991	1:36.541	277
14	37.649	36.291	18.974	26.515	1:59.429 P								
15	22.409	27.464	18.068	26.001	1:33.942	293	34 William DAVIDSON (NSW) (19th)						
16	22.413	27.590	18.100	26.097	1:34.200	293	1	27.596	29.322	19.023	27.649	1:43.590 P	
							2	23.520	28.590	19.200	26.938	1:38.248	287
							3	23.813	28.367	18.651	26.999	1:37.830	288
25 Daniel FALZON (SA) (3rd)							4	23.214	28.413	19.228	27.378	1:38.233	287
1	34.377	29.998	19.107	26.961	1:50.443 P		5	23.513	28.543	19.089	27.109	1:38.254	292
2	22.854	27.623	17.985	26.578	1:35.040	290	6	23.517	29.697	18.747	27.266	1:39.227	279
3	22.321	27.238	17.890	26.181	1:33.630	291	7	23.473	28.983	19.608	28.043	1:40.107	283
4	22.448	30.975	21.101	27.239	1:41.763	288	8	23.752	28.781	19.883	27.343	1:39.759	280
5	22.443	27.616	18.023	26.921	1:35.003	289	9	23.405	28.746	19.216	28.032	1:39.399	285
6	22.367	27.340	17.980	27.189	1:34.876	286	10	23.591	28.655	18.895	27.513	1:38.654	285
7	22.323	27.342	17.910	26.334	1:33.909	287	11	23.402	29.302	18.814	27.769	1:39.287	286
8	22.427	27.312	17.930	26.323	1:33.992	286	12	23.741	29.971	19.136	27.609	1:40.457	279
9	23.101	28.530	18.483	26.617	1:36.731	286							
10	22.349	33.424	18.153	26.364	1:40.290	285	41 Simon GALLOWAY (NSW) (17th)						
11	24.124	29.599	18.289	26.443	1:38.455	288	1	29.985	30.194	19.305	27.237	1:46.721 P	
							2	23.874	29.221	18.942	27.244	1:39.281	281
31 John HUNT (SA) (15th)							3	23.883	28.757	18.731	27.087	1:38.458	276
1	26.381	30.048	19.159	27.117	1:42.705 P		4	23.771	28.502	18.806	27.023	1:38.102	273
2	23.485	28.566	18.698	27.070	1:37.819	280	5	23.617	28.574	18.613	26.842	1:37.646	274
3	23.340	28.426	18.528	26.877	1:37.171	279	6	23.618	28.704	18.699	27.098	1:38.119	273
4	24.656	31.542	18.987	26.978	1:42.163	281	7	24.044	28.613	18.802	27.199	1:38.658	273
5	23.294	28.441	18.398	27.014	1:37.147	279	8	23.705	28.515	18.681	27.127	1:38.028	273
6	23.122	28.250	18.464	26.880	1:36.716	280	9	23.695	28.568	18.683	27.163	1:38.109	274
7	24.446	35.310	20.064	27.767	1:47.587	281	10	23.807	28.568	18.665	27.135	1:38.175	276
8	23.165	28.038	18.512	26.868	1:36.583	278	11	23.601	28.657	18.863	11:57.006	13:08.127	278
9	23.932	28.268	18.829	27.778	1:38.807	279	12	30.631	29.288	19.042	27.517	1:46.478 P	
10	23.887	28.611	18.552	27.729	1:38.779	281							



Chief Time Keeper - Scott Laing

Clerk of Course - Simon Maas


 Computime Race Timing Systems Pty Ltd © 1996
 Licensed to Computime Race Timing Systems
www.computime.com.au
COMPUTIME RACE TIMING SYSTEMS PTY LTD
 9 Timber Lane, Glen Waverley, Vic 3150. Ph : 0418 17 13 17
 E-mail : scott@computime.com.au


Date: 30/01/17
 Event: P11
 Weather: Overcast - 26.2C
 Track: Dry - Temp: 25.5

 Started at: 15:38:37
 Laps: 35 Min
 Starters: 28
 Printed at: 16:16

SPLIT TIMES

Lap	Split 1	Split 2	Split 3	Split 4	Lap Time	Spd	Lap	Split 1	Split 2	Split 3	Split 4	Lap Time	Spd
47 Wayne MAXWELL (VIC) (4th)							19	24.343	29.410	19.346	28.105	1:41.204	274
1	27.598	29.285	18.721	26.474	1:42.078 P								
2	22.788	28.004	18.194	26.364	1:35.350	293	50 Callum SPRIGGS (QLD) (12th)						
3	22.379	27.731	18.001	26.205	1:34.316	293	1	28.798	31.624	20.100	2:01.663	3:22.185 P	
4	22.379	27.964	18.019	26.603	1:34.965	293	2	29.065	29.390	18.845	26.902	1:44.202 P	
5	22.801	27.444	17.943	26.243	1:34.431	293	3	23.478	28.787	18.407	27.365	1:38.037	290
6	22.343	27.544	17.884	26.149	1:33.920	293	4	23.270	28.365	18.623	26.795	1:37.053	290
7	23.288	28.752	18.266	3:50.366	5:00.672	293	5	23.269	28.181	18.362	4:42.743	5:52.555	294
8	27.650	28.631	18.687	26.625	1:41.593 P		6	38.832	33.696	20.382	27.481	2:00.391 P	
9	22.425	27.605	17.791	25.873	1:33.694	294	7	23.149	28.218	18.140	27.204	1:36.711	289
10	22.543	27.619	17.982	26.393	1:34.537	286	8	23.425	31.559	18.921	26.869	1:40.774	286
11	22.365	27.446	17.911	26.172	1:33.894	291	9	22.967	27.895	18.294	26.459	1:35.615	294
12	22.344	27.312	17.944	26.062	1:33.662	292	10	22.761	27.888	18.207	26.488	1:35.344	293
13	23.809	27.943	17.988	2:47.012	3:56.752	290	11	22.811	27.856	18.256	26.620	1:35.543	292
14	28.556	27.986	17.959	26.308	1:40.809 P		12	22.997	28.092	18.388	26.681	1:36.158	289
15	22.405	27.410	18.135	26.228	1:34.178	291	13	22.910	28.012	18.228	26.621	1:35.771	286
16	22.336	27.412	17.902	26.178	1:33.828	292	14	22.897	27.933	18.282	26.640	1:35.752	288
							15	22.912	28.116	18.342	26.838	1:36.208	289
							16	23.545	36.774	24.115	2:45.403	4:09.837	286
48 Paul DUTTON (NSW) (23th)													
1	28.299	30.393	20.045	28.100	1:46.837 P								
2	24.434	30.096	19.603	27.871	1:42.004	275	54 Sam LAMBERT (NT) (11th)						
3	24.526	29.993	19.641	28.083	1:42.243	281	1	28.382	28.769	18.739	26.690	1:42.580 P	
4	24.628	29.772	19.462	27.705	1:41.567	262	2	23.087	27.983	18.443	26.502	1:36.015	286
5	24.264	29.743	19.366	27.788	1:41.161	280	3	23.162	28.520	19.995	27.004	1:38.681	287
6	24.053	29.758	19.526	27.912	1:41.249	276	4	22.788	28.213	18.472	26.653	1:36.126	290
7	24.162	29.757	19.556	2:19.264	3:32.739	282	5	23.132	28.142	18.440	26.587	1:36.301	286
8	31.650	31.485	20.260	28.226	1:51.621 P		6	35.633	1:42.725	19.738	27.760	3:05.856	287
9	24.772	29.988	19.439	27.967	1:42.166	264	7	23.255	28.530	18.340	26.661	1:36.786	285
10	24.436	29.779	19.644	28.088	1:41.947	277	8	22.899	28.006	18.436	26.662	1:36.003	286
11	24.425	29.916	19.910	27.992	1:42.243	278	9	24.053	29.398	18.406	26.635	1:38.492	286
12	24.407	29.667	19.540	27.778	1:41.392	277	10	22.986	28.064	18.329	26.725	1:36.104	289
13	24.392	29.449	19.612	28.024	1:41.477	268	11	22.851	27.867	18.418	27.040	1:36.176	290
14	24.194	29.541	19.538	27.816	1:41.089	276	12	23.732	29.304	19.738	5:51.800	7:04.574	286
15	24.489	29.738	19.756	27.860	1:41.843	269	13	28.103	28.240	18.419	26.558	1:41.320 P	
16	24.268	29.258	19.336	27.890	1:40.752	277	14	23.306	27.850	18.316	26.558	1:36.030	284
17	24.339	29.226	19.443	27.968	1:40.976	279	15	23.027	27.756	18.219	26.423	1:35.425	285
18	24.145	29.476	19.640	28.099	1:41.360	276	16	22.806	27.609	18.290	26.603	1:35.308	290



Chief Time Keeper - Scott Laing

Clerk of Course - Simon Maas



Computime Race Timing Systems Pty Ltd © 1996

Licensed to Computime Race Timing Systems

www.computime.com.au
COMPUTIME RACE TIMING SYSTEMS PTY LTD

9 Timber Lane, Glen Waverley, Vic 3150. Ph : 0418 17 13 17

E-mail : scott@computime.com.au



Date: 30/01/17
 Event: P11
 Weather: Overcast - 26.2C
 Track: Dry - Temp: 25.5

 Started at: 15:38:37
 Laps: 35 Min
 Starters: 28
 Printed at: 16:17

SPLIT TIMES

Lap	Split 1	Split 2	Split 3	Split 4	Lap Time	Spd	Lap	Split 1	Split 2	Split 3	Split 4	Lap Time	Spd
17	22.895	28.123	18.441	26.704	1:36.163	292	2	23.095	27.954	18.139	26.499	1:35.687	287
							3	22.776	27.752	18.235	26.481	1:35.244	287
							4	22.679	27.560	18.105	26.333	1:34.677	288
56 Troy GUENTHER (QLD) (13th)							5	23.440	28.304	18.464	4:23.023	5:33.231	290
1	30.226	30.734	18.803	27.028	1:46.791 P		6	32.632	29.476	18.326	26.293	1:46.727 P	
2	23.097	28.205	18.460	26.673	1:36.435	293	7	22.832	27.445	18.036	26.182	1:34.495	292
3	22.979	28.287	18.367	26.613	1:36.246	294	8	22.511	27.347	17.881	26.326	1:34.065	292
4	23.296	28.499	18.334	26.639	1:36.768	295	9	22.510	27.297	18.128	26.465	1:34.400	293
5	23.638	28.640	18.347	26.659	1:37.284	285	10	22.585	27.814	18.135	26.339	1:34.873	291
6	22.667	27.942	18.268	26.489	1:35.366	297	11	22.654	27.406	18.086	26.319	1:34.465	290
7	22.782	28.212	18.348	26.923	1:36.265	294	12	22.599	27.507	18.014	26.452	1:34.572	289
8	23.111	29.757	19.200	9:36.213	10:48.281	286	13	22.696	27.466	18.037	26.379	1:34.578	287
9	30.645	30.089	18.912	27.319	1:46.965 P		14	22.771	31.485	21.220	2:05.534	3:21.010	290
10	22.932	28.075	18.356	26.657	1:36.020	293	15	31.493	28.142	18.198	26.483	1:44.316 P	
11	22.679	28.529	18.370	26.558	1:36.136	296	16	22.904	27.434	18.139	26.241	1:34.718	290
12	22.750	27.824	18.316	26.592	1:35.482	296	17	22.557	27.428	18.041	26.361	1:34.387	290
13	22.765	28.094	18.322	26.576	1:35.757	293							
14	22.818	28.063	18.379	26.684	1:35.944	293							
15	22.752	27.877	18.439	26.686	1:35.754	293	68 Mitch LEVY (NSW) (16th)						
							1	28.422	29.646	18.935	27.108	1:44.111 P	
							2	23.289	28.411	18.462	26.616	1:36.778	294
65 Cru HALLIDAY (NSW) (10th)							3	23.130	28.445	18.527	27.247	1:37.349	293
1	29.414	29.164	18.590	26.961	1:44.129 P		4	23.145	28.534	19.108	27.408	1:38.195	293
2	22.984	27.838	18.193	26.659	1:35.674	293	5	22.987	28.110	18.384	26.741	1:36.222	293
3	22.822	27.903	18.154	26.655	1:35.534	295	6	22.951	28.151	18.365	26.764	1:36.231	293
4	22.693	27.785	18.279	26.802	1:35.559	293	7	22.996	28.186	18.473	27.220	1:36.875	291
5	23.687	27.983	18.299	26.908	1:36.877	295	8	22.991	28.264	18.440	26.921	1:36.616	292
6	22.832	27.683	18.549	26.900	1:35.964	294	9	23.065	28.506	18.651	26.988	1:37.210	293
7	22.681	27.610	18.153	26.611	1:35.055	298	10	23.116	29.154	18.426	26.945	1:37.641	291
8	24.991	29.925	18.264	26.606	1:39.786	295	11	23.098	28.188	18.473	26.898	1:36.657	292
9	22.758	27.593	18.275	27.001	1:35.627	299	12	23.051	28.073	18.387	26.844	1:36.355	292
10	22.654	27.611	18.030	26.659	1:34.954	297	13	22.943	28.896	18.448	26.988	1:37.275	290
11	25.652	34.887	23.765	2:07.365	3:31.669	295	14	23.385	28.850	18.734	3:38.776	4:49.745	286
12	34.525	35.171	19.034	27.201	1:55.931 P		15	30.193	28.919	19.157	27.163	1:45.432 P	
13	22.826	27.501	18.200	26.667	1:35.194	295	16	23.133	28.321	18.475	26.906	1:36.835	292
14	22.674	27.750	18.045	26.712	1:35.181	293	17	23.058	28.236	18.486	27.130	1:36.910	293
							18	23.312	28.994	18.636	27.134	1:38.076	293
67 Bryan STARING (WA) (7th)													
1	31.822	32.039	18.947	26.950	1:49.758 P								



Chief Time Keeper - Scott Laing

Clerk of Course - Simon Maas


 Computime Race Timing Systems Pty Ltd © 1996
 Licensed to Computime Race Timing Systems
www.computime.com.au
COMPUTIME RACE TIMING SYSTEMS PTY LTD
 9 Timber Lane, Glen Waverley, Vic 3150. Ph : 0418 17 13 17
 E-mail : scott@computime.com.au


Date: 30/01/17
 Event: P11
 Weather: Overcast - 26.2C
 Track: Dry - Temp: 25.5

 Started at: 15:38:37
 Laps: 35 Min
 Starters: 28
 Printed at: 16:17

SPLIT TIMES

Lap	Split 1	Split 2	Split 3	Split 4	Lap Time	Spd	Lap	Split 1	Split 2	Split 3	Split 4	Lap Time	Spd
69 Heath GRIFFIN (NSW) (26th)							82 Jake DREW (VIC) (25th)						
1	34.121	32.633	21.167	29.671	1:57.592 P		1	34.751	32.661	20.768	29.444	1:57.624 P	
2	26.554	32.216	20.750	29.685	1:49.205	263	2	25.398	31.523	20.526	29.206	1:46.653	271
3	26.195	31.783	20.809	29.788	1:48.575	258	3	24.965	30.343	20.305	29.014	1:44.627	273
4	26.144	31.470	20.923	29.589	1:48.126	265	4	25.113	30.705	19.836	28.845	1:44.499	273
5	26.320	31.559	21.058	29.499	1:48.436	262	5	25.141	30.529	19.754	28.688	1:44.112	274
6	25.811	31.323	21.083	29.734	1:47.951	267	6	24.765	30.711	19.865	28.831	1:44.172	273
7	26.274	32.102	20.689	2:46.812	4:05.877	262	7	24.740	30.370	20.119	28.819	1:44.048	273
8	36.185	33.576	21.644	29.931	2:01.336 P		8	24.743	30.564	19.965	28.534	1:43.806	271
9	26.281	31.230	20.737	28.958	1:47.206	263	9	24.956	30.208	19.903	28.722	1:43.789	272
10	25.742	31.020	20.625	28.987	1:46.374	262	10	24.783	30.331	19.981	28.550	1:43.645	273
11	25.598	31.119	20.546	28.971	1:46.234	266	11	24.829	31.075	19.779	28.617	1:44.300	274
12	25.783	30.893	20.568	28.982	1:46.226	264	12	24.435	29.926	19.821	28.387	1:42.569	275
13	25.887	30.575	20.602	29.010	1:46.074	263	13	24.649	30.714	19.778	28.580	1:43.721	273
14	25.689	30.859	20.216	28.977	1:45.741	264	14	24.727	30.273	19.734	28.433	1:43.167	271
15	25.949	31.985	20.262	2:06.410	3:24.606	267							
74 Scott McGREGOR (VIC) (28th)							83 Kyle BUCKLEY (NSW) (14th)						
1	35.674	35.516	20.784	29.509	2:01.483 P		1	27.306	42.817	19.949	27.731	1:57.803 P	
2	27.187	32.408	20.734	30.447	1:50.776	232	2	23.563	28.848	18.642	27.324	1:38.377	295
							3	23.173	28.702	18.606	27.240	1:37.721	297
							4	23.516	29.510	18.591	27.041	1:38.658	290
							5	23.434	28.294	18.837	27.438	1:38.003	297
77 Adam SENIOR (WA) (21th)							6	23.141	28.333	18.566	27.066	1:37.106	296
1	32.319	30.595	19.475	27.929	1:50.318 P		7	23.153	28.214	18.504	27.118	1:36.989	294
2	24.410	29.097	19.005	27.475	1:39.987	273	8	23.191	28.192	18.526	27.041	1:36.950	295
3	24.144	29.177	19.000	27.364	1:39.685	278	9	23.961	33.621	21.358	1:34.247	2:53.187	295
4	24.446	34.161	20.673	3:06.516	4:25.796	271	10	32.654	30.398	18.759	26.986	1:48.797 P	
5	34.751	30.193	19.434	27.696	1:52.074 P		11	23.170	28.097	18.305	26.715	1:36.287	302
6	24.033	28.541	19.080	27.433	1:39.087	276	12	23.188	27.871	18.316	26.789	1:36.164	299
7	24.187	29.138	19.349	27.524	1:40.198	276	13	23.850	28.853	18.857	26.993	1:38.553	289
78 Nathan SPITERI (VIC) (20th)							14	23.163	28.050	18.622	27.012	1:36.847	286
1	29.215	30.067	19.321	28.253	1:46.856 P		15	23.363	28.353	18.538	5:17.409	6:27.663	293
2	24.370	29.852	19.124	27.556	1:40.902	269	16	25.361	28.558	18.374	26.672	1:38.965 P	
3	24.170	29.421	19.319	27.450	1:40.360	266							
4	24.366	29.281	19.079	27.381	1:40.107	270	86 Beau BEATON (NSW) (8th)						
5	23.854	28.801	18.797	27.322	1:38.774	271	1	27.003	32.472	18.830	26.863	1:45.168 P	
							2	23.015	27.986	18.254	26.350	1:35.605	290



Chief Time Keeper - Scott Laing

Clerk of Course - Simon Maas



Computime Race Timing Systems Pty Ltd © 1996

Licensed to Computime Race Timing Systems

www.computime.com.au
COMPUTIME RACE TIMING SYSTEMS PTY LTD

9 Timber Lane, Glen Waverley, Vic 3150. Ph : 0418 17 13 17

E-mail : scott@computime.com.au



Date: 30/01/17
 Event: P11
 Weather: Overcast - 26.2C
 Track: Dry - Temp: 25.5

 Started at: 15:38:37
 Laps: 35 Min
 Starters: 28
 Printed at: 16:17

SPLIT TIMES

Lap	Split 1	Split 2	Split 3	Split 4	Lap Time	Spd	Lap	Split 1	Split 2	Split 3	Split 4	Lap Time	Spd
3	22.855	27.799	18.163	26.461	1:35.278	297	14	25.759	34.155	19.274	1:46.041	3:05.229	273
4	22.834	28.092	18.110	26.883	1:35.919	294							
5	23.169	28.123	18.453	26.906	1:36.651	290	131 John QUINN (WA) (27th)						
6	23.415	28.223	18.411	26.877	1:36.926	286	1	43.193	35.810	22.977	32.854	2:14.834 P	
7	23.141	27.944	18.338	26.562	1:35.985	292	2	27.664	33.871	21.790	30.686	1:54.011	258
8	23.658	29.953	19.187	8:18.156	9:30.954	294	3	27.597	32.803	21.474	30.228	1:52.102	241
9	29.708	34.066	18.439	26.427	1:48.640 P		4	26.904	32.131	21.427	29.592	1:50.054	265
10	22.534	27.600	18.097	26.479	1:34.710	293	5	26.546	32.385	21.466	29.491	1:49.888	252
11	22.750	27.669	18.158	26.444	1:35.021	293	6	26.239	32.635	21.230	29.504	1:49.608	256
12	22.767	29.166	19.852	27.311	1:39.096	294	7	26.741	31.726	21.281	29.776	1:49.524	249
13	22.953	29.303	26.826	27.283	1:46.365	290	8	26.301	32.125	20.954	30.025	1:49.405	257
14	23.029	27.924	18.318	26.782	1:36.053	290	9	27.393	32.676	21.484	29.811	1:51.364	240
							10	27.101	34.246	23.372	6:28.030	7:52.749	262
88 Brendan SCHMIDT (VIC) (24th)							11	36.007	33.900	22.232	30.458	2:02.597 P	
1	29.785	31.179	19.862	28.739	1:49.565 P		12	26.768	32.464	21.432	29.686	1:50.350	261
2	24.958	30.285	20.038	28.463	1:43.744	254	13	26.658	31.878	20.999	29.351	1:48.886	251
3	24.712	30.019	19.689	27.952	1:42.372	255	14	26.286	31.519	20.718	29.953	1:48.476	267
4	24.515	30.051	19.509	28.323	1:42.398	257							
5	24.430	30.819	20.076	10:35.365	11:50.690	257	178 Michael BLAIR (NSW) (1st)						
6	35.923	31.141	20.046	28.327	1:55.437 P		1	27.115	28.638	18.621	26.845	1:41.219 P	
							2	23.085	27.851	18.089	26.182	1:35.207	294
							3	22.576	27.371	17.902	26.166	1:34.015	299
93 David BARKER (VIC) (18th)							4	23.005	34.889	19.981	27.964	1:45.839	295
1	28.940	30.468	19.684	27.820	1:46.912 P		5	22.536	27.825	18.127	1:26.203	2:34.691	297
2	23.976	29.162	19.052	27.681	1:39.871	273	6	26.578	29.667	18.271	26.094	1:40.610 P	
3	24.096	29.511	18.825	27.531	1:39.963	271	7	23.033	27.474	18.013	26.202	1:34.722	291
4	24.256	28.921	19.012	27.570	1:39.759	273	8	22.497	27.479	18.042	26.122	1:34.140	296
5	24.157	29.094	18.950	27.290	1:39.491	266	9	22.848	27.985	18.488	11:05.667	12:14.988	296
6	26.091	34.737	19.149	5:38.234	6:58.211	269	10	29.706	30.873	20.044	1:07.950	2:28.573 P	
7	32.838	29.609	18.972	27.582	1:49.001 P		11	26.359	27.818	17.983	26.001	1:38.161 P	
8	23.776	28.906	18.984	27.328	1:38.994	267	12	22.431	27.317	17.856	25.859	1:33.463	297
9	24.003	28.823	18.720	27.380	1:38.926	272	13	22.316	27.091	17.823	25.967	1:33.197	296
10	23.766	28.467	18.603	27.056	1:37.892	273							
11	23.809	28.424	18.756	27.277	1:38.266	263							
12	23.613	28.434	18.769	28.052	1:38.868	272							
13	23.724	28.330	18.644	27.107	1:37.805	272							



Chief Time Keeper - Scott Laing

Clerk of Course - Simon Maas




Computime Race Timing Systems Pty Ltd © 1996

Licensed to Computime Race Timing Systems

www.computime.com.au
COMPUTIME RACE TIMING SYSTEMS PTY LTD

9 Timber Lane, Glen Waverley, Vic 3150. Ph : 0418 17 13 17

E-mail : scott@computime.com.au





AUSTRALIAN SUPERBIKE CHAMPIONSHIP

Phillip Island GP Circuit - Vic



OFFICIAL TEST

January 30

SUPERBIKE

Practice 4

PRESENTED BY



Date: 30/01/17
Event: P11
Weather: Overcast - 26.2C
Track: Dry - Temp: 25.5


Started at: 15:38:37
Laps: 35 Min
Starters: 28
Printed at: 16:17

FASTEST LAPS SEQUENCE

Race Time	No	Name	Machine	Fastest Lap	On Lap
1:53.001	54	Sam LAMBERT (NT)	BMW	1:42.580	1
2:15.843	178	Michael BLAIR (NSW)	Yamaha YZF-R1	1:41.219	1
3:29.016	54	Sam LAMBERT (NT)	BMW	1:36.015	2
3:29.211	24	Robbie BUGDEN (QLD)	Kawasaki ZX10R	1:34.812	2
5:25.065	178	Michael BLAIR (NSW)	Yamaha YZF-R1	1:34.015	3
7:10.354	14	Glenn ALLERTON (NSW)	Yamaha YZF-R1	1:33.526	3
22:53.882	14	Glenn ALLERTON (NSW)	Yamaha YZF-R1	1:33.495	11
24:27.373	14	Glenn ALLERTON (NSW)	Yamaha YZF-R1	1:33.491	12
32:30.252	178	Michael BLAIR (NSW)	Yamaha YZF-R1	1:33.463	12
34:03.449	178	Michael BLAIR (NSW)	Yamaha YZF-R1	1:33.197	13

Chief Time Keeper - Scott Laing

Clerk of Course - Simon Maas



Computime Race Timing Systems Pty Ltd © 1996
Licensed to Computime Race Timing Systems
www.computime.com.au

COMPUTIME RACE TIMING SYSTEMS PTY LTD
9 Timber Lane, Glen Waverley, Vic 3150. Ph : 0418 17 13 17
E-mail : scott@computime.com.au





AUSTRALIAN SUPERBIKE CHAMPIONSHIP

Phillip Island GP Circuit - Vic

OFFICIAL TEST

January 30

SUPERBIKE

Practice 4

PRESENTED BY



Date: 30/01/17
Event: P11
Weather: Overcast - 26.2C
Track: Dry - Temp: 25.5

Started at: 15:38:37
Laps: 35 Min
Starters: 28
Printed at: 16:17


BEST PARTIAL TIMES

Pos	Split 1		Split 2		Split 3		Split 4		LAP		Ideal	Fastest
	Name	Time	Name	Time	Name	Time	Name	Time	Name	Time		
1	G. ALLERTON	22.228	G. ALLERTON	27.062	W. MAXWELL	17.791	M. BLAIR	25.859	M. BLAIR	1:33.089	1:33.197	
2	R. BUGDEN	22.281	M. BLAIR	27.091	M. BLAIR	17.823	W. MAXWELL	25.873	G. ALLERTON	1:33.162	1:33.409	
3	M. BLAIR	22.316	T. HERFOSS	27.143	G. ALLERTON	17.837	R. BUGDEN	26.001	W. MAXWELL	1:33.312	1:33.662	
4	D. FALZON	22.321	D. FALZON	27.238	B. STARING	17.881	G. ALLERTON	26.035	D. FALZON	1:33.630	1:33.630	
5	W. MAXWELL	22.336	B. STARING	27.297	D. FALZON	17.890	T. HERFOSS	26.158	R. BUGDEN	1:33.782	1:33.942	
6	B. STARING	22.510	W. MAXWELL	27.312	T. HERFOSS	17.923	D. FALZON	26.181	T. HERFOSS	1:33.815	1:33.877	
7	B. BEATON	22.534	R. BUGDEN	27.450	C. HALLIDAY	18.030	B. STARING	26.182	B. STARING	1:33.870	1:34.065	
8	M. WALTERS	22.547	C. HALLIDAY	27.501	R. BUGDEN	18.050	B. BEATON	26.350	B. BEATON	1:34.581	1:34.710	
9	T. HERFOSS	22.591	B. BEATON	27.600	M. WALTERS	18.089	M. WALTERS	26.376	M. WALTERS	1:34.686	1:34.879	
10	C. HALLIDAY	22.654	S. LAMBERT	27.609	B. BEATON	18.097	S. LAMBERT	26.423	C. HALLIDAY	1:34.791	1:34.954	
11	T. GUENTHER	22.667	M. WALTERS	27.674	C. SPRIGGS	18.140	C. SPRIGGS	26.459	S. LAMBERT	1:34.944	1:35.308	
12	S. LAMBERT	22.693	T. GUENTHER	27.824	S. LAMBERT	18.219	T. GUENTHER	26.489	C. SPRIGGS	1:35.216	1:35.344	
13	K. BUCKLEY	22.721	C. SPRIGGS	27.856	T. GUENTHER	18.268	C. HALLIDAY	26.606	T. GUENTHER	1:35.248	1:35.366	
14	C. SPRIGGS	22.761	K. BUCKLEY	27.871	K. BUCKLEY	18.305	M. LEVY	26.616	K. BUCKLEY	1:35.569	1:36.164	
15	M. LEVY	22.943	J. HUNT	27.920	J. HUNT	18.356	K. BUCKLEY	26.672	M. LEVY	1:35.997	1:36.222	
16	J. HUNT	22.989	M. LEVY	28.073	M. LEVY	18.365	J. HUNT	26.782	J. HUNT	1:36.047	1:36.167	
17	W. DAVIDSON	23.214	D. BARKER	28.330	D. BARKER	18.603	S. GALLOWAY	26.842	W. DAVIDSON	1:37.170	1:37.830	
18	S. GALLOWAY	23.601	W. DAVIDSON	28.367	S. GALLOWAY	18.613	W. DAVIDSON	26.938	S. GALLOWAY	1:37.558	1:37.646	
19	D. BARKER	23.613	S. GALLOWAY	28.502	W. DAVIDSON	18.651	D. BARKER	27.056	D. BARKER	1:37.602	1:37.805	
20	P. CZAJ	23.841	A. SENIOR	28.541	N. SPITERI	18.797	N. SPITERI	27.322	N. SPITERI	1:38.774	1:38.774	
21	N. SPITERI	23.854	N. SPITERI	28.801	A. SENIOR	19.000	A. SENIOR	27.364	A. SENIOR	1:38.938	1:39.087	
22	A. SENIOR	24.033	P. CZAJ	28.836	P. CZAJ	19.091	P. CZAJ	27.604	P. CZAJ	1:39.372	1:39.559	
23	P. DUTTON	24.053	P. DUTTON	29.226	P. DUTTON	19.336	P. DUTTON	27.705	P. DUTTON	1:40.320	1:40.752	
24	B. SCHMIDT	24.430	J. DREW	29.926	B. SCHMIDT	19.509	B. SCHMIDT	27.952	B. SCHMIDT	1:41.910	1:42.372	
25	J. DREW	24.435	B. SCHMIDT	30.019	J. DREW	19.734	J. DREW	28.387	J. DREW	1:42.482	1:42.569	
26	S. McGREGO	25.412	H. GRIFFIN	30.575	H. GRIFFIN	20.216	H. GRIFFIN	28.958	H. GRIFFIN	1:45.347	1:45.741	
27	H. GRIFFIN	25.598	J. QUINN	31.483	J. QUINN	20.718	J. QUINN	29.351	S. McGREGO	1:47.689	1:50.776	
28	J. QUINN	26.201	S. McGREGO	32.034	S. McGREGO	20.734	S. McGREGO	29.509	J. QUINN	1:47.753	1:48.476	

Scott Laing

Chief Time Keeper - Scott Laing

Clerk of Course - Simon Maas



Computime Race Timing Systems Pty Ltd © 1996

Licensed to Computime Race Timing Systems

www.computime.com.au

COMPUTIME RACE TIMING SYSTEMS PTY LTD

9 Timber Lane, Glen Waverley, Vic 3150. Ph : 0418 17 13 17

E-mail : scott@computime.com.au





AUSTRALIAN SUPERBIKE CHAMPIONSHIP

Phillip Island GP Circuit - Vic

OFFICIAL TEST

January 30

SUPERBIKE Combined Practices

PRESENTED BY



MERGED CLASSIFICATION

Date: 30/01/17

Printed at: 16:17

Pos	No	Name	Class	Machine	Event P02	Event P05	Event P08	Event P11	Fastest Lap
1	178	Michael BLAIR (NSW)		Yamaha YZF-R1			1:34.881	1:33.197	1:33.197
2	14	Glenn ALLERTON (NSW)		Yamaha YZF-R1		1:48.775	1:34.489	1:33.409	1:33.409
3	25	Daniel FALZON (SA)		Yamaha YZF-R1		1:48.864	1:33.918	1:33.630	1:33.630
4	47	Wayne MAXWELL (VIC)		Yamaha YZF-R1			1:34.249	1:33.662	1:33.662
5	1	Troy HERFOSS (NSW)		Honda CBR RR	2:16.082		1:35.499	1:33.877	1:33.877
6	24	Robbie BUGDEN (QLD)		Kawasaki ZX10R	3:11.530	1:47.447	1:34.535	1:33.942	1:33.942
7	67	Bryan STARING (WA)		Honda CBR RR	2:13.754	1:51.131	1:34.943	1:34.065	1:34.065
8	86	Beau BEATON (NSW)		Ducati Panigale	1:40.189		1:36.015	1:34.710	1:34.710
9	12	Matthew WALTERS (NSW)		Kawasaki ZX10R			1:36.257	1:34.879	1:34.879
10	65	Cru HALLIDAY (NSW)		Yamaha YZF-R1	1:49.174		1:35.289	1:34.954	1:34.954
11	54	Sam LAMBERT (NT)		BMW	1:57.457	1:49.035	1:36.469	1:35.308	1:35.308
12	50	Callum SPRIGGS (QLD)		Ducati 1199			1:36.772	1:35.344	1:35.344
13	56	Troy GUENTHER (QLD)		BMW S RR		1:54.473	1:36.795	1:35.366	1:35.366
14	83	Kyle BUCKLEY (NSW)		Kawasaki ZX10R		1:51.077	1:37.359	1:36.164	1:36.164
15	31	John HUNT (SA)		Yamaha YZF-R1	1:42.968	1:46.606	1:36.751	1:36.167	1:36.167
16	68	Mitch LEVY (NSW)		Yamaha YZF-R1		1:54.250	1:36.870	1:36.222	1:36.222
17	41	Simon GALLOWAY (NSW)		Yamaha YZF-R1	1:51.072		1:37.596	1:37.646	1:37.596
18	93	David BARKER (VIC)		Kawasaki ZX10R		1:51.593	1:40.574	1:37.805	1:37.805
19	34	William DAVIDSON (NSW)		Yamaha YZF-R1	1:59.385		1:39.583	1:37.830	1:37.830
20	78	Nathan SPITERI (VIC)		Kawasaki ZX10R		1:53.455	1:40.457	1:38.774	1:38.774
21	77	Adam SENIOR (WA)		Yamaha YZF-R1	1:58.376	1:54.812	1:41.295	1:39.087	1:39.087
22	11	Philip CZAJ (VIC)		Aprilia RSV4-F		1:51.752	1:41.729	1:39.559	1:39.559
23	48	Paul DUTTON (NSW)		Yamaha YZF-R1	1:56.475		1:43.554	1:40.752	1:40.752
24	88	Brendan SCHMIDT (VIC)		Kawasaki ZX10R			1:42.051	1:42.372	1:42.051
25	82	Jake DREW (VIC)		Yamaha YZF-R1	2:03.923		1:46.176	1:42.569	1:42.569
26	69	Heath GRIFFIN (NSW)		Ducati 1299	1:59.343	2:02.667	1:49.989	1:45.741	1:45.741
27	131	John QUINN (WA)		Suzuki GSX-R	2:02.863	2:31.059	1:51.920	1:48.476	1:48.476
28	74	Scott McGREGOR (VIC)		Yamaha YZF-R1	1:59.603		1:50.114	1:50.776	1:50.114

Scott Laing
Chief Time Keeper - Scott Laing

.....
Clerk of Course - Simon Maas



Computime Race Timing Systems Pty Ltd © 1996
Licensed to Computime Race Timing Systems
www.computime.com.au

COMPUTIME RACE TIMING SYSTEMS PTY LTD
9 Timber Lane, Glen Waverley, Vic 3150. Ph : 0418 17 13 17
E-mail : scott@computime.com.au

